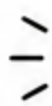


Name: _____

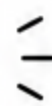
Date: _____



CLASSROOM BUDGET ACTIVITY



You are in charge of planning a classroom spending budget. Make smart choices and stay within your budget!



1 THE SITUATION

Your class has \$100 to spend on new items or activities. Use the list of items below to help you plan your budget.




2 DIRECTIONS

- ★ Choose the items you want for your classroom.
- ★ Write the cost of each item in your budget table.
- ★ Make sure your total spending is \$100 or less.
- ★ Be ready to explain your choices!



AVAILABLE ITEMS 	
ITEM	COST
 Books (set of 5)	\$15
 Board Games	\$20
 Art Supplies	\$25
 Plants for Classroom	\$10
 Headphones (set of 4)	\$30
 STEM Kit	\$35
 Classroom Rug	\$25
 Poster Set	\$10
 Flexible Seating (chair)	\$40
 Sports Equipment	\$20
 Magazine Subscriptions	\$15
 Party / Celebration Supplies	\$10
 Extra Recess Equipment	\$20
 Storage Bins (set of 3)	\$25

MY CLASSROOM BUDGET PLAN 		
ITEM I CHOOSE	COST	✓
1.	\$	
2.	\$	
3.	\$	
4.	\$	
5.	\$	
6.	\$	
TOTAL SPENT		\$

3 BUDGET CHECK

Did you stay within your \$100 budget?

Yes! My total is \$100 or less.

No. I went over budget.

MY TOTAL:

\$ _____

4 THINK ABOUT IT!



Why did you choose the items you did?



What was the hardest part of staying within budget?



If you had \$20 more to spend, what would you add?

5 PRESENT & DISCUSS

Be ready to share your plan with the class!

- ★ What items did you choose?
- ★ How did you make sure you stayed within budget?
- ★ Why are these items important for our classroom?
- ★ What would you do if the class needed something you didn't choose?



TEACHER USE

Total Budget: \$ _____

Student Total: \$ _____

Stayed Within Budget: Yes No

Notes: _____



Good planners make smart choices. Great teams make great classrooms!

